



Description:

14 AWG stranded (105x34) high-conductivity bare copper conductors, PO insulation, conductors cabled, PVC jacket. Sequential footage marking every two feet.

Usage (Overall)

Suitable Applications: Speaker Cable, Direct Burial, Indoor/Outdoor Home Theater, In-Wall Speaker, Outdoor Speaker

Physical Characteristics (Overall)

Conductor

AWG:

# Conductors	AWG	Stranding	Conductor Material	Dia. (in.)
2	14	105x34	High Conductivity BC - Bare Copper	.074

Insulation

Insulation Material:

Insulation Material	Dia. (in.)
PO - Polyolefin	.105

Outer Shield

Outer Shield Material:

Outer Shield Material
Unshielded

Outer Jacket

Outer Jacket Material:

Outer Jacket Material
PVC - Polyvinyl Chloride

Overall Cabling

Overall Cabling Color Code Chart:

Number	Color
1	Black
2	Red

Overall Nominal Diameter: 0.264 in.

Mechanical Characteristics (Overall)

Operating Temperature Range: -20°C To +75°C

UL Temperature Rating: 75°C

Bulk Cable Weight: 40.300 lbs/1000 ft.

Max. Recommended Pulling Tension: 104 lbs.

Min. Bend Radius (Install)/Minor Axis: 2.700 in.

Applicable Specifications and Agency Compliance (Overall)

Applicable Standards & Environmental Programs

NEC/(UL) Specification: CL3,CM

CEC/C(UL) Specification: CM

1309A Multi-Conductor - Speaker Cable

EU Directive 2000/53/EC (ELV):	Yes
EU Directive 2002/95/EC (RoHS):	Yes
EU RoHS Compliance Date (mm/dd/yyyy):	07/01/2005
EU Directive 2002/96/EC (WEEE):	Yes
EU Directive 2003/11/EC (BFR):	Yes
CA Prop 65 (CJ for Wire & Cable):	Yes
MIL Order #39 (China RoHS):	Yes

Flame Test

UL Flame Test:	UL1581 Vertical Flame and FT-1 Flame Test
CSA Flame Test:	FT1

Suitability

Suitability - Indoor:	Yes
Suitability - Outdoor:	Yes

Plenum/Non-Plenum

Plenum (Y/N):	No
Plenum Number:	6100UE

Electrical Characteristics (Overall)

Nom. Inductance:

Inductance (µH/ft)
.16

Nom. Capacitance Conductor to Conductor:

Capacitance (pF/ft)
20.5

Nominal Velocity of Propagation:

VP (%)
66

Nom. Conductor DC Resistance:

DCR @ 20°C (Ohm/1000 ft)
2.5

Max. Operating Voltage - UL:

Voltage
300 V RMS

Max. Recommended Current:

Current
13 Amps per conductor @ 25°C

Put Ups and Colors:

Item #	Putup	Ship Weight	Color	Notes	Item Desc
1309A N3UU500	500 FT	22.500 LB	GREEN, MIL	C	2 #14 PE FRPVC
1309A 006U500	500 FT	22.500 LB	BLUE, LIGHT		2 #14 PE FRPVC
1309A 008U500	500 FT	22.500 LB	GRAY		2 #14 PE FRPVC
1309A 0081000	1,000 FT	46.000 LB	GRAY	C	2 #14 PE FRPVC
1309A 010U500	500 FT	22.500 LB	BLACK		2 #14 PE FRPVC
1309A 0101000	1,000 FT	46.000 LB	BLACK	C	2 #14 PE FRPVC
1309A 1SLU500	500 FT	22.500 LB	WHITE 1SL		2 #14 PE FRPVC
1309A 1SL1000	1,000 FT	46.000 LB	WHITE 1SL	C	2 #14 PE FRPVC

Notes:

C = CRATE REEL PUT-UP.

Speaker Wire and Cable


Low-Capacitance Oxygen-Free, High-Conductivity (OFHC) Speaker Cable
Twisted Jacketed Construction




Description	Part No.	UL NEC/ C(UL) CEC Type	No. of Cond.	Standard Lengths		Standard Unit Weight		Insulation Thickness		Jacket Thickness		Nominal OD		Nominal Capacitance*	
				Ft.	m	Lbs.	kg	Inch	mm	Inch	mm	Inch	mm	pF/Ft.	pF/m

Low Cap • 16 AWG Stranded (65x34) Oxygen-free High-Conductivity Bare Copper Conductors • Conductors Cabled • Unshielded

Polyolefin Insulation • PVC Jacket (Available in Black, White, Gray, Blue or Green)

	1307A <small>new</small>	NEC: CMR, CL3R CEC: CMG FT4	2	U-500 1000†	U-152.4 304.8	15.0 29.0	6.8 13.2	.013	.32	.022	.56	.210	5.33	19.9	65.3
--	------------------------------------	--------------------------------------	---	----------------	------------------	--------------	-------------	------	-----	------	-----	------	------	------	------


Suitable for Direct Burial applications. White and Black jackets are Sunlight-resistant.

	1308A <small>new</small>	NEC: CMR, CL3R CEC: CMG FT4	4	U-500 1000†	U-152.4 304.8	26.5 54.0	12.0 24.5	.013	.32	.026	.66	.270	6.86	19.9	65.3
--	------------------------------------	--------------------------------------	---	----------------	------------------	--------------	--------------	------	-----	------	-----	------	------	------	------


Suitable for Direct Burial applications. White and Black jackets are Sunlight-resistant.

Low Cap • 14 AWG Stranded (105x34) Oxygen-free High-Conductivity Bare Copper Conductors • Conductors Cabled • Unshielded

Polyolefin Insulation • PVC Jacket (Available in Black, White, Gray, Blue or Green)

	1309A <small>new</small>	NEC: CMR, CL3R CEC: CMG FT4	2	U-500 1000†	U-152.4 304.8	22.5 46.0	10.2 20.9	.016	.39	.027	.69	.264	6.71	20.5	67.3
--	------------------------------------	--------------------------------------	---	----------------	------------------	--------------	--------------	------	-----	------	-----	------	------	------	------


Suitable for Direct Burial applications. White and Black jackets are Sunlight-resistant.

	1310A <small>new</small>	NEC: CMR, CL3R CEC: CMG FT4	4	U-500 1000†	U-152.4 304.8	41.5 84.0	18.8 38.1	.016	.39	.033	.94	.319	8.10	20.5	67.3
---	------------------------------------	--------------------------------------	---	----------------	------------------	--------------	--------------	------	-----	------	-----	------	------	------	------


Suitable for Direct Burial applications. White and Black jackets are Sunlight-resistant.

Low Cap • 12 AWG Stranded (168x34) Oxygen-free High-Conductivity Bare Copper Conductors • Conductors Cabled • Unshielded

Polyolefin Insulation • PVC Jacket (Available in Black, White or Gray)

	1311A <small>new</small>	NEC: CMR, CL3R CEC: CMG FT4	2	U-500 500 1000†	U-152.4 152.4 304.8	36.5 36.5 74.0	16.6 16.6 33.6	.018	.46	.036	.91	.352	8.94	22.3	73.2
--	------------------------------------	--------------------------------------	---	-----------------------	---------------------------	----------------------	----------------------	------	-----	------	-----	------	------	------	------


Suitable for Direct Burial applications. White and Black jackets are Sunlight-resistant.

	1312A <small>new</small>	NEC: CMR, CL3R CEC: CMG FT4	4	500 1000†	152.4 304.8	66.5 132.0	30.2 59.9	.018	.46	.043	1.09	.423	10.74	22.3	73.2
--	------------------------------------	--------------------------------------	---	--------------	----------------	---------------	--------------	------	-----	------	------	------	-------	------	------

Suitable for Direct Burial applications. White and Black jackets are Sunlight-resistant.

Low Cap • 10 AWG Stranded (259x34) Oxygen-free High-Conductivity Bare Copper Conductors • Conductors Cabled

Polyolefin Insulation • PVC Jacket (Available in Black, White or Gray)

	1313A <small>new</small>	NEC: CMR, CL3R CEC: CMG FT4	2	500 1000†	152.4 304.8	55.0 109.0	25.0 49.5	.019	.48	.044	1.12	.428	10.87	23.2	76.1
--	------------------------------------	--------------------------------------	---	--------------	----------------	---------------	--------------	------	-----	------	------	------	-------	------	------

Suitable for Direct Burial applications. White and Black jackets are Sunlight-resistant.

OFHC = Oxygen-Free High-Conductivity

*Capacitance between conductors.

†1000 ft. put-ups not available in Blue or Green.

Color Code Chart

Cond.	Color
1	Black
2	Red
3	White
4	Green